

BANNOCKBURN HIGH SCHOOL



**FOR
BEGINNERS**

So you're coming to Bannockburn High. Great! You've made an excellent choice. We want to make sure that you settle in well, make the most of your time with us and that you leave with a good education ready for the next stage in your life - college, university, a job with good prospects in a local firm. Who knows? Life's full of surprises, so let's get started.....

Some facts you might like to know about the school.

◆ *How big is Bannockburn High School?*

From August 2007 there will be around 870 pupils and 70 teachers. Add to this all the other people who work here and we have over 900 people - office staff, classroom assistants, catering staff, cleaners and janitors.

◆ *How old is the School?*

The present building dates from 1979. Where the school is built is being claimed as the site of the Battle of Bannockburn. Not many schools can make such a claim to fame!

◆ *Seems a huge place. Will I get lost?*

When you come for the three-day visit in June (Wednesday 20th - Friday 22nd) you will have senior pupils to show you round and take you from class to class. You will also be supplied with a map of the school.

To know what floor you're on just look at the colour of the signs on doors and in corridors. Top floor - red, middle floor - orange, first floor - green, ground floor - blue. The numbers of the rooms start at the bus turning circle end of the building. The even numbers are on the Bannockburn side of the building and odd numbers on the Stirling side. On the top floor all the numbers start with a 3, on the middle floor with a 2, on the first floor with a 1 and on the ground floor with a G. You'll soon get the hang of it!

Top Floor	-	Red	Rooms 301 - 318
Middle Floor	-	Orange	Rooms 201 - 219
First Floor	-	Green	Rooms 101 - 114
Ground Floor	-	Blue	Rooms G01 - G07

MAP OF SCHOOL - FINDING YOUR WAY

WEST WING

CENTRAL WING

RED SIGNS	HOME ECONOMICS COMPUTING STUDIES BUSINESS EDUCATION	ART & DESIGN ENGLISH	ENGLISH ENGLISH	RED SIGNS				
ORANGE SIGNS	MATHEMATICS MODERN STUDIES MATHS	PUPIL SUPPORT PUPIL SUPPORT	SCIENCE SCIENCE	ORANGE SIGNS				
GREEN SIGNS	MUSIC MODERN LANGUAGES MODERN LANGUAGES	GEOGRAPHY	<table style="border: none;"> <tr> <td style="font-size: 2em;">{</td> <td>SCHOOL OFFICE</td> </tr> <tr> <td style="font-size: 2em;">{</td> <td>PUPIL SUPPORT</td> </tr> </table>	{	SCHOOL OFFICE	{	PUPIL SUPPORT	GREEN SIGNS
{	SCHOOL OFFICE							
{	PUPIL SUPPORT							
BLUE SIGNS	RELIGIOUS & MORAL EDUCATION DESIGN TECHNOLOGY	PHYSICAL EDUCATION HISTORY LIBRARY RESOURCE CENTRE	<table style="border: none;"> <tr> <td style="font-size: 2em;">{</td> <td>MODERN STUDIES</td> </tr> </table>	{	MODERN STUDIES	BLUE SIGNS		
{	MODERN STUDIES							

◆ *Will I know anybody in my class?*

Yes. We take great care to make sure that there is at least one other person from your Primary School class in all your classes at Bannockburn High.

◆ *How are the classes made up?*

We aim to get an equal mix of boys and girls, a mix of pupils from each of our Associated Primary Schools - Bannockburn, Borestone, Braehead, Cowie and East Plean - as well as a mix of pupils with different strengths and abilities. If you are not from one of these Primary Schools, but have made a placing request, we will put you in a class with at least one other pupil who has made a placing request, unless you have given us the name of someone you would like to be with.

◆ *At Primary School we were grouped into houses. Are there different houses at Bannockburn High?*

Yes.....and you will be familiar with the names: Bruce, Stuart and Wallace. (Well, this is Bannockburn after all!) Depending on your Form Tutor Group you will be allocated a House with a House Head.

◆ *What if I am unhappy in my class?*

If that is the case you should let us know. Discuss the problem with your Form Tutor or Pupil Support Teacher as well as your parents and we will do all we can to get the matter sorted out.

◆ *What is a Form Tutor?*

Your Form Tutor is the person you see every morning for the first fifteen minutes. You will bring absence notes to this person. There will be 10 Form Tutor groups in First Year. Normally you will have the same Form Tutor until the end of Fourth Year.

◆ *What is a Support Teacher?*



Your Support Teacher is the person who is there to help and support you during your time at school. Your Support Teacher will know what makes you tick and will be able to advise you regarding lots of issues in your life at school. He/she may also take you once a week for PSE (Personal and Social Education). If you have a bigger brother or sister in the school they will normally have the same Support Teacher so that if there are problems at home your family has to contact only the one person. Normally you will have the same Support Teacher until you leave Bannockburn High.

◆ *What is a House Head?*

Your House Head is a member of the Senior Management Team of the school. The Senior Management Team consists of the Headteacher and 4 Depute Headteachers. You will see this person during registration from time to time. Your House Head meets regularly with your Support Teacher to discuss issues concerning pupils in each Form Tutor Group.

◆ *How long does each class last?*

The day is divided into 6 periods. Registration begins at 8.55 a.m. and lasts for 15 minutes. The rest of the day consists of 2 periods followed by a morning interval of 20 minutes, 2 periods followed by lunch-break of 50 minutes then 2 periods before the close of school at 3.35 pm. Some periods last 50 minutes others last 55 minutes. A bell outside the building and 6 beeps inside marks the beginning and end of each period. Here is how a day is divided.

Reg.	Period 1	Period 2		Period 3	Period 4		Period 5	Period 6
08.55 - 9.10	09.10 - 10.00	10.00 - 10.55	I N T E R V A L	11.15 - 12.05	12.05 - 12.55	L U N C H	13.45 - 14.40	14.40 - 15.35
Form Class								

◆ ***What are the standards we expect of you?***

- You will attend every day except when you are ill
- You will behave well and not let yourself or your parents down
- You will wear the recommended school dress
- You will bring the equipment you need - pens, pencils, ruler, rubber, PE kit etc.
- You will arrive on time

Our code of conduct is easy to understand

- Always
- ✓ do your best
 - ✓ hand in homework on time
 - ✓ be courteous and respectful to others
 - ✓ take care of books, equipment and school property
 - ✓ carry out the instructions of staff without question
 - ✓ bring a note from home to your Form Tutor to explain why you were absent.

- x Do not eat in class
- x Do not drink anything other than water in class . . . and only then with your teacher's permission.
- x Walk, don't run in corridors and on stairs.

In addition, every teacher will go over any special rules relating to their classroom safety issues. These are other things which we will tell you more about when you arrive.

◆ ***Are there any rewards for good behaviour?***

Yes. We have a Positive Motivation Scheme. Since that is a bit of a mouthful, we've shortened it to M+. This is about the basics for success - Attendance, Behaviour, Dress, Equipment and Punctuality. These are qualities we look for in all our pupils whatever their ability in school subjects. They are qualities you will need in later life too.

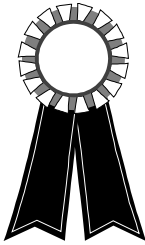
Everybody can achieve success in M+. You can do so for yourself as an individual and for your Form Class and House.

In October, January and April there are M+ Assemblies where successful participants can win awards. At the end of each session, in May, there are outings arranged for the top two Form Classes in each year. In June there is an M+ Awards Ceremony where all pupils who have tried their very best in the M+ Scheme during the past year are awarded a certificate.

◆ ***What if I don't behave well?***

Don't even think about it!!! You've just had seven years of Primary School where teachers have used all the tricks in the book to correct unacceptable behaviour. It's much the same in High School - a look from the teacher can be all that's required or a verbal warning. After that it's parental alerts which need to be signed by a parent and a record is kept of these. Bad behaviour on anyone's part disrupts the class, and can spoil the atmosphere for everyone as well as put the teacher in a bad mood (something to avoid!).

◆ ***Are there awards for doing well in class?***



Yes. In June there is an Awards Ceremony when pupils from S1-S3 receive awards for doing well in class subjects. (Your parents will be invited to come along to this event.) Pupils in S4-S6 have their Awards Ceremony before their exams start in May.

◆ ***What do I do if I get bullied?***

We cannot guarantee that you won't ever be bullied.....but we can give you an assurance that if you do get bullied and we are told about it we will deal with it seriously. Bullying comes in lots of different varieties - not just physical - but also by people calling you names and people avoiding speaking to you and so on. People who bully others are often sad, unhappy people themselves. Our clear message to you is this : **Don't put up with bullying. Talk about it with your parents and teachers. Together we can get it sorted out.....with the minimum of fuss.**

◆ ***Where can I go at intervals and lunchtimes?***

We have a Social Area where you can have a snack or a meal and something to drink. If you prefer to bring a packed lunch from home you may want to have it in the Social Area or when the weather is good, outside on the grassy areas.

◆ ***What should I wear?***

You are expected to follow the school's dress code.

- ✓ Blue sweatshirt with logo
- ✓ White polo shirt with logo
- ✓ White shirt/blouse/top
- ✓ Black trousers or shirt



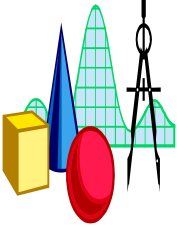
- x Leisure gear (except when taking PE)
- x Team colours

◆ ***What else is on offer in First and Second Year***




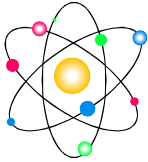
- Opportunities to take part in sporting and musical activities
- A well stocked Library and Resource Centre with lots of computers
- Access to the Internet
- Lunch Clubs
- Science Club
- Reading Club
- Homework Club
- Sports Clubs
- A Pupil Council where you can make your opinions heard
- A Listening Box if you want to seek assistance quietly and privately
- Opportunities to raise money for local and international charities
- An Annual Sponsored Readathon in March
- A Christmas Disco
- An opportunity to have your work displayed on the "Well Worth Seeing" board in the Library Resource Centre.
- Visits by authors to the school
- Visits to the Theatre
- An annual school show in June with auditions in the previous autumn

Well, this is only the start, but is probably enough to take in for the time being. We look forward to welcoming you to the school in June. You will find details of the visit along with this booklet. Why not try the Quick Quiz to test your knowledge of Bannockburn High School. Bring it with you during your 3 - Day Visit. We look forward to seeing you soon!




Here is what to expect in First and Second Year. The subjects have been grouped in a way which should be familiar to you. What you have already learned will form the foundation for what you will learn at High School.

Subject	S1	S2	
<p>English</p> 	<p>You will develop your skills in reading, writing, talking and listening. As well as working on your own, you will have the opportunity to work with a partner and in a group. The topics are:</p> <ul style="list-style-type: none"> ◆ "Whispers In The Graveyard" - Work on your reading and Writing skills whilst working through this novel ◆ Autobiography - continue the work you started primary school ◆ Tighten up your grammar and punctuation in the Language Unit ◆ Tam O'Shanter - Learn more about Burns 	<p>In Second Year you will build on the skills developed up till now and look forward to Standard Grade. This year the topics are:</p> <ul style="list-style-type: none"> ◆ Unit of work based on a novel you will enjoy ◆ Drama ◆ Campaign : Work in a group to present your views on a Green issue of your choice ◆ Poetry 	<h1>LANGUAGE</h1>
<p>French</p> 	<p>You will develop your language skills - Speaking, Listening, Reading and Writing through the following topics:</p> <p>Yourself Your Family Your Pets Your Favourite Activities Birthdays & Presents</p>	<p>You will continue in the same way as S1 but focus on:</p> <p>What you like to eat/drink Where you live Meeting friends Travelling Holidays You may also get the chance to try Italian as well in Second Year</p>	
<p>Mathematics</p> 	<p>S1</p> <p>You continue to work through the 5-14 levels starting at the level you reached at Primary School.</p> <ul style="list-style-type: none"> ◆ Number, Money & Measurement ◆ Shape, Position & Movement ◆ Information Handling <p>You will also develop your mental agility and problem-solving skills</p>	<p>S2</p> <p>You still progress through in 5-14 levels - some of you reaching Level F!</p> <p>Topics include</p> <ul style="list-style-type: none"> ◆ Equations & Inequations ◆ Ratio & Proportion ◆ Negative & Numbering ◆ Bearing & Scale Drawing ◆ Pythagoras Theorem <p>Continue to develop calculator and non-calculator skills</p>	<h1>MATHEMATICS</h1>





ENVIRONMENTAL STUDIES : Society, Science & Technology



Subject	S1	S2
<p>Geography People & Places</p> 	<ul style="list-style-type: none"> ◆ Where in the World? ◆ Our Scottish Homeland ◆ Weather ◆ Rain Forests ◆ Cold Lands ◆ Hot Deserts ◆ Farming 	<ul style="list-style-type: none"> ◆ Earth Forces ◆ Japan ◆ Environment in Crisis ◆ The Developing World ◆ Environmental Hazards
<p>History People & The Past</p> 	<ul style="list-style-type: none"> ◆ What is History? ◆ The Prehistory of Scotland ◆ The Romans 	<ul style="list-style-type: none"> ◆ Second World War ◆ The Scottish Wars of Independence ◆ The Growth of Towns/The Medical Revolution
<p>Modern Studies People in Society</p> 	<ul style="list-style-type: none"> ◆ Know your Rights and Responsibilities ◆ The Law and You ◆ Compare Life in Developed and Developing Countries ◆ How does UNICEF help working children? ◆ Our life in a Democracy 	<ul style="list-style-type: none"> ◆ Pressure Groups eg Greenpeace ◆ Why you should look after our Planet ◆ Investigate the European Union ◆ Advertising - How does the Law protect us? ◆ Examples of conflict, peace and justice in the World
<p>Science</p> 	<p>Your First Year in Science starts with an introduction to our labs, some scientific techniques and safety rules. After your introduction, you begin your journey into Science by studying the following topics:</p> <ul style="list-style-type: none"> ◆ Living Things ◆ Energy ◆ Science of Matter ◆ Food & Digestion ◆ Water & Solutions ◆ Cells & Reproduction 	<p>In Second Year you will be taught the three sciences - Biology, Chemistry and Physics separately.</p> <p><u>Biology:</u></p> <ul style="list-style-type: none"> ◆ Plant Reproduction ◆ Photosynthesis and Respiration ◆ Senses <p><u>Chemistry:</u></p> <ul style="list-style-type: none"> ◆ Common gases ◆ Hydrogen ◆ Acids & Alkalis <p><u>Physics:</u></p> <ul style="list-style-type: none"> ◆ Electricity ◆ Light ◆ Sound

EXPRESSIVE ARTS & PHYSICAL EDUCATION

Subject	S1	S2
<p>Art & Design</p> 	<p>You will develop your creative skills through drawing, painting and designing.</p> <p>You will use different art materials and techniques. Your critical skills will be developed by looking at the art work of artists and designers.</p> <p>The topics are:-</p> <ul style="list-style-type: none"> ◆ A Splash of Colour ◆ Brand Image ◆ Little & Large 	<p>You will build on the skills you learned in First Year.</p> <p>The topics are:-</p> <ul style="list-style-type: none"> ◆ Celebration ◆ Shades of Reality ◆ Gift Wrapped
<p>Music</p> 	<ul style="list-style-type: none"> ◆ Introduction to Music ◆ Scottish Unit ◆ Latin Unit ◆ Rodeo Unit <p>Practical Skills</p> <ul style="list-style-type: none"> ◆ Inventory ◆ Recorder ◆ Keyboard ◆ Guitar ◆ Singing 	<p>Group Music Making</p> <p>Example:</p> <ul style="list-style-type: none"> ◆ No Matter What ◆ Theme from Titanic ◆ Let's Twist Again ◆ I have a Dream ◆ Love is all Around ◆ Angels <p>Practical Skills</p> <p>As First Year, plus</p> <ul style="list-style-type: none"> ◆ Guitar (additional techniques) ◆ Bass Guitar
<p>Physical Education</p> 	<p>You will take part in a variety of activities to allow you to improve your skills, get fitter, work on your own, work with others and enjoy yourself.</p> <ul style="list-style-type: none"> ◆ Basketball ◆ Gymnastics ◆ Dance ◆ Swimming ◆ Rugby ◆ Hockey ◆ Fitness/Athletics 	<p>In Second Year you will build on the skills gained in First Year and take part in the following activities.</p> <ul style="list-style-type: none"> ◆ Volleyball ◆ Gymnastics ◆ Dance ◆ Swimming ◆ Football ◆ Hockey ◆ Softball

ENVIRONMENTAL STUDIES : Society, Science & Technology

Subject	S1	S2
<p>Business Education</p> 	<p>Begins in Second Year</p>	<ul style="list-style-type: none"> ◆ Introduction to Accounting and Finance <ul style="list-style-type: none"> - Balance Sheets - Cash Budgets ◆ Using IT in Administration <ul style="list-style-type: none"> - Word Processing - Spreadsheets - Databases ◆ Introduction to Business Management <ul style="list-style-type: none"> - What do businesses do?
<p>Computing</p> 	<p>Begins in Second Year</p>	<ul style="list-style-type: none"> ◆ Graphics Packages - PAINT and DRAW ◆ Make presentation using POWERPOINT and scanned pictures ◆ Programming - using LOGO ◆ Basic e-mail and Internet searches
<p>Home Economics</p> 	<p>You will develop your technological capability and knowledge of health through various activities, which include cooking lots of tasty dishes, creating new recipes, a holiday and producing health promotion leaflets.</p> <p>The Topics in S1 are:</p> <ul style="list-style-type: none"> ◆ Getting to know your kitchen ◆ Going Places ◆ Food for Thought 	<p>The Topics in S2 are:</p> <ul style="list-style-type: none"> ◆ Fit for Life ◆ Cooking up an Idea ◆ Taste of Scotland
<p>Technical</p> 	<p>Time is spent in the workshop where you will learn to use hand tools and machines to make models. In the drawing room you will try out a variety of graphic styles and practise your graphic techniques.</p> <p>You will make:</p> <ul style="list-style-type: none"> ◆ Plastic Key Tag ◆ Wooden Pencil Box ◆ Metal Coat-hook 	<p>In Second Year you will build on skills gained in First Year, improving your graphic techniques and ability to interpret.</p> <p>You will also make:</p> <ul style="list-style-type: none"> ◆ Wooden CD Rack ◆ Metal candle holder ◆ Graphic Techniques and Interpretation

Subject	S1	S2	RME
<p data-bbox="142 205 326 317">Religious and Moral Education</p> 	<p data-bbox="383 205 743 237">Life - What's it all about?</p> <p data-bbox="383 285 751 396">Birth, Growing Up, Marriage, Death - How are these celebrated?</p> <p data-bbox="383 445 760 518">Stories - What do they tell us?</p>	<p data-bbox="824 205 1230 237">Jews - What do they believe?</p> <p data-bbox="824 285 1206 359">God - Can we prove there is one?</p> <p data-bbox="824 407 1187 480">Christianity - What's that about?</p> <p data-bbox="824 529 1203 560">Muslims - How do they live?</p>	
<p data-bbox="142 693 326 804">Personal and Social Education</p> 	<ul data-bbox="383 693 760 1014" style="list-style-type: none"> ◆ Settling In ◆ Bullying ◆ Personal Safety ◆ Study Skills ◆ Introduction to Careers ◆ Drugs ◆ Sex Education ◆ Target Setting 	<ul data-bbox="824 693 1154 972" style="list-style-type: none"> ◆ Relating to Others ◆ Sex Education ◆ Study Skills ◆ Preparing for Option Choice ◆ Personal Well-being ◆ Drugs 	PSE

Bannockburn High School For Beginners

QUICK QUIZ

All the answers can be found in your Bannockburn High School for Beginners.

1 How many pupils will be at Bannockburn High School in August 2007?

2 Who will show you round during your 3-Day Visit in June? _____

3 Name all the school's associated primaries?

4 What are the names of the 3 houses?

5 What is the other name for a form teacher? _____

6 How long does a period last? _____

7 What colour are the signs on the top floor? _____

8 Does Room 209 face Stirling or Bannockburn?

9 What 5 basics are important in the M+ Scheme?

10 How many subjects will you study in First Year? _____

Name:

Primary School:

Bring this form with all the answers on Wednesday 20 June.